



Canyons | Derivita Training

Deeper Dive



CANYONS
SCHOOL DISTRICT

Part Two: We Will Cover . . .



- [Simplified Question Editor](#) - Create Your own Question (including [Free Response!](#))
- [Homework, Quizzes, and Exam Settings](#)
- [Lockdown & Test Security](#)
- [Timers, Accommodations, & Late Policy](#)
- [Printed Assignments](#)
- [Override Grades & Partial Credit](#)
- [Edit Assignments & Remove Questions](#)





Simplified Question Editor

Create Your Own Questions





Create Your Own Questions

- Quickly and easily create your own questions and add them to any Derivita assignment
- Questions are auto-graded* and include worked solutions
- Add images, videos, and web links
- Accept numerical inputs, expressions, lists, or **free response/math essay (including having students insert images)!**

DERIVITA

Help

Test Student

Question 10 of 10

BACK

SUMMARY

If $x^2 + 14x = 51$ and $x > 0$, what is the value of $x + 7$? Find the value of $x + 7$ and explain the steps you took to solve this problem.

$x + 7 = 10$

I used factoring and the zero product property to solve for x and then plugged in my x value to find $x + 7$.

First, I got the equation set to zero and then factored:
 $x^2 + 14x - 51 = 0$
 $(x + 17)(x - 3) = 0$
 $x = -17$ and $x = 3$
Since $x > 0$, x has to be 3 so:
 $x + 7$
 $3 + 7 = 10$

$\boldsymbol{\text{I}}$

\equiv

\equiv

π^2

\times

CHECK ANSWER

Question 1

Question 2

Question 3

Question 4

Question 5

Question 6

Question 7

Question 8

Question 9

Question 10

Summary

*[Free response/math essay questions require manual grading.](#)



Homework, Quizzes, and Exams

Homework, Quiz, and Exam Settings



Derivita is unmatched for formative assessment (homework and practice). Our instructors also told us that they needed tools for summative assessment (quizzes and exams). Derivita includes settings for all three modes of assessment.

Homework

- Mastery-based
- Multiple attempts
- Feedback on every question attempt
- Students are shown worked solutions

Quizzes

- Password protected
- Time limits
- Accommodations
- Solutions can be turned on/off
- Students cannot work on quizzes after submission

Exams

- Password protected
- Time limits
- Accommodations
- No feedback or solutions
- All questions graded at once
- Late work not accepted



Test Security & Lockdown



Test Security and Lockdown



There is no one-size-fits-all when it comes to academic integrity. Our goal is to provide you with the tools and flexibility to meet your specific teaching and learning needs.

More Question Types - Interactive and open ended questions challenge students to think critically.

Sophisticated Randomizations - Students get different versions of questions and exams.

Assignment Assembly - Easy-to-use tools for creating more lower stakes assessments.

Quiz and Exam Settings - Configurable time limits, passwords, randomization, and feedback.

Browser Lockdown - Configurable for each assignment, quiz, or exam.



Timers, Accommodations, & Late Policy



Timer Accommodations



Time limit overrides can be set for individual students and apply to **ALL quizzes and exams** for the entire course. Teachers only have to set overrides once!

DERIVITA

Overview Students

Time Limit Overrides

i

These overrides apply to all timed Derivita assignments in this course

New Override

Student

James Clerk Maxwell <maxwell@derivita.c

Custom

Custom

3.5

ADD OVERRIDE

Student	Email	Timer Override
Charles Babbage	babbage@derivita.com	2x

CANCEL

SAVE



90:00

HELP

Unit 1 Exam

You must start this exam before Fri, Nov 6, 2020 @ 11:59 PM.

You have a time limit of **90 minutes**. (A time adjustment of 1.5x has been applied.)

When you've finished entering your responses, click the "Submit" button on the Summary Page to receive your score.

START EXAM



Late Policy



A late policy can be set under “**Course Settings**”. You can set the late penalty, the maximum late penalty, and a grace period.

This late policy will affect Derivita homework assignments, as quizzes and exams do not allow late work.

Important! Do not use both the Canvas late policy and the Derivita late policy.

The screenshot shows the Derivita Course Settings interface. At the top, there's a dark header with the Derivita logo, a navigation bar with 'Overview' (selected), 'Students', and a settings icon. Below the header, the 'Course Settings' section is active, with 'CANCEL' and 'SAVE' buttons. The settings are organized into sections: 'General Settings' with a 'Time Limit Overrides' section containing a 'SET OVERRIDES' button and the text 'You have 3 active overrides.'; 'Late Policy' with a descriptive text: 'Assignments will deduct 10% each day until a maximum penalty of 50% is reached. A 0 minute grace period will be allowed after the due date expires.'; and a list of settings: 'Give credit for late work' (toggle switch), 'Late Penalty (%)' (input field with value 10), 'Maximum Late Penalty (%)' (input field with value 50), and 'Grace Period (in minutes)' (input field with value 0).

Setting	Value
Give credit for late work	<input checked="" type="checkbox"/>
Late Penalty (%)	10
Maximum Late Penalty (%)	50
Grace Period (in minutes)	0



Printed Assignments



Create Printed Assignments and Worksheets



Any Derivita assignment can also be rendered as a printed assignment. Printed assignments can be randomized to create multiple versions with or without solutions.

DERIVITA

Overview Students

Derivita Assignment: Exponential Growth and Decay
Due: Not set

Started 29% Finished

Question (#)	% Correct	Avg. Time
1. Question 1	30 seconds	
2. Question 2	20 seconds	

Calculus Demo Assignment

Devlin Daley

March 4, 2021

Name

Date

Student ID

Section

1. Let $f(x) = \sqrt{3-x}$ and $g(x) = \sqrt{81-x^2}$. Determine the following combined functions and their respective domains in interval notation.

a) $(f+g)(x)$

$(f+g)(x) =$

Domain of $(f+g)(x)$

Domain

b) $(f-g)(x)$

$(f-g)(x) =$

Domain of $(f-g)(x)$

Domain



Override Grades & Manual Grading

Override Grades & Partial Credit



You can override students' grades and apply partial credit. In the assignment, click the “**Students**” tab and select a student from the list to view their attempts.

Use the [Student Switcher](#) to quickly switch between student's assignments and attempts.

You will be able to see any override adjustments made and the final score for each student.

A screenshot of the DERIVITA student interface. At the top, the 'DERIVITA' logo is on the left, and 'Overview' and 'Students' tabs are on the right, with 'Students' being the active tab. Below this is a header for 'Jonathan Miller' with navigation arrows and a dropdown menu. The main content area shows student performance metrics: 'Time Spent 20 minutes' with a clock icon, 'Raw Score: 64%', 'Late Penalty: 0%', 'Override Adjustment: 11%', and 'Final Score 75%' with a star icon. Below these is a table with columns 'Question (#)', 'Attempts', 'Time', and 'Score'. The first row shows '1. Question 1' with 4 attempts, 5 minutes, and a score of 2/2. Below the table, it says 'Attempt 4 of 4', 'Instance 2 of 2', and 'Submitted: Aug 20, 2020, 12:03:13 PM'. The question text is 'Find two unique ordered pairs that are solutions to the following linear inequality.' followed by the equation $y < 3x + 3$. Below the equation, it says 'Enter your answers as ordered pairs in the form (x, y) .' There is an input field with the text 'Ordered pair (0, 1)' and a 'Preview' button showing '(0, 1)'.

DERIVITA

Overview Students

Jonathan Miller

Time Spent 20 minutes

Raw Score: 64%
Late Penalty: 0%
Override Adjustment: 11%

Final Score 75%

Question (#)	Attempts	Time	Score
1. Question 1	4	5 minutes	2 / 2

Attempt 4 of 4 Instance 2 of 2 Submitted: Aug 20, 2020, 12:03:13 PM

Find two unique ordered pairs that are solutions to the following linear inequality.

$$y < 3x + 3$$

Enter your answers as ordered pairs in the form (x, y) .

Ordered pair (0, 1) Preview (0, 1)

Manually Grade Free Response Questions



For free response questions, you will need to hand-grade the question.

If it is a **multi-part question**, the auto-graded portion will populate a score and you will need to input the free response score.

Learn more how to **manually grade questions** [here](#) and how your **students answer free response questions** (including adding images) [here](#).

1. Question 1

1 5 minutes 0 / 2

Attempt 1 of 1 Instance 1 of 1 Submitted: Aug 10, 2021, 1:10:2

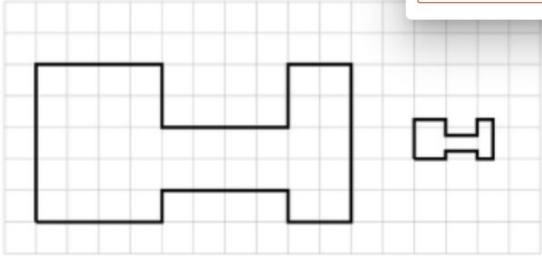
The second H-shaped polygon is a scaled copy of the first.

Auto-graded (33% of total):

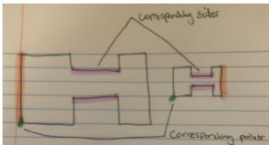
0%	25%	50%	75%	100%
Score: 0 %				

Hand-graded (67% of total):

0%	25%	50%	75%	100%
Score: -- %				



a) Show one pair of corresponding points and two pairs of corresponding sides in the original polygon and its copy. Consider using colored pencils to highlight corresponding parts or labeling some of the vertices. Upload an image of your work as your submission.





Edit Assignments & Remove Questions



Edit Assignments & Remove Questions



You can quickly disable questions from any Derivita assignment. Click the three dots on the question within the Educator Dashboard.

Question (#)	% Correct	Avg. Time	Attempts
1. Question 1	<div><div></div></div>	5 minutes	<div><div></div></div> ⋮
2. Question 2	<div><div></div></div>	3 minutes	<div><div></div></div> ⋮

Then select how you would like the question to be disabled.

To edit assignments you have created, you will need to use the “**My Templates**” section in Assignment Assembly to rebuild the new assignment.

Question (#)	% Correct	Avg. Time	Attempts
1. Question 1		5 minutes	<div><div></div></div> ⋮
2. Question 2		5 minutes	<div><div></div></div> ⋮
3. Question 3		1 minute	<div><div></div></div> ⋮
4. Question 4	<div><div></div></div>	1 minute	<div><div></div></div> ⋮

How should this question be disabled?

☒ Award full points to each student

☐ Omit from total score

CANCEL **OKAY**



Getting Started & Best Practices

Getting Started & Best Practices



Derivita Best Practices



Derivita Student Tutorial Assignment

Within Assignment Assembly, you will find a [Student Tutorial assignment](#) under the "Utilities" folder. Assign this to your students to help them learn how to use Derivita.



Experience Questions as a Student

When [building your assignments](#), you can double click on any question to try it out as a student. View feedback and worked solutions before adding it to your assignment.



Student View to Test Assignment Settings

Once you have configured your Derivita assignments, use your LMS' or Derivita's [student view](#) (or log in as a student) to try out the assignment from the student's experience.



Educator and Student Resources

While we are always here to help answer any questions, you and your students can also find a variety of resources available. We have both [Educator and Student Resources](#).



Get up and running in minutes!



[Short video tutorials](#) and Resources



Student Resources available [here!](#)

Thank You!




Visit Us Online At:

www.derivita.com/getting-started

support@derivita.com



CANYONS
SCHOOL DISTRICT



@derivita



DerivitaSTEM



Derivita