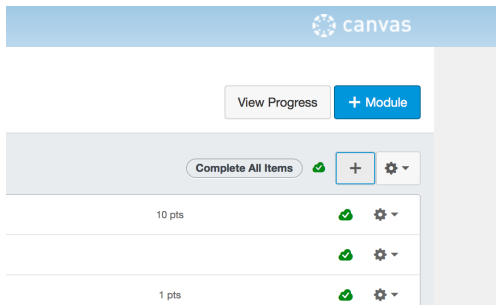


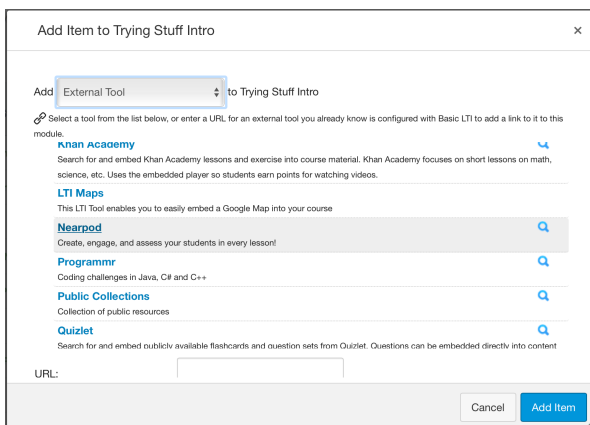
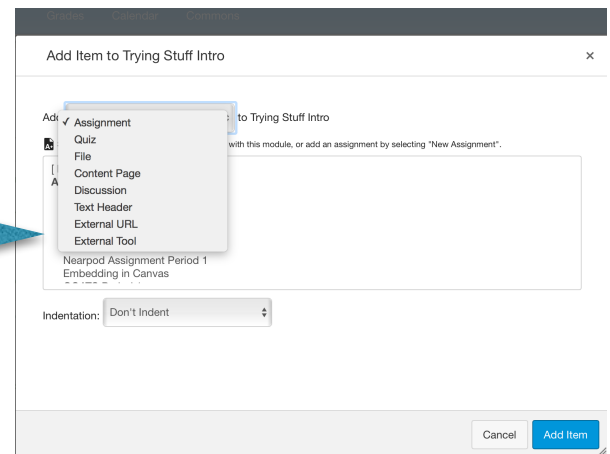
# USING THE ALL NEW NEARPOD LTI IN CANVAS

CANYONS SCHOOL DISTRICT  
EDUCATION TECHNOLOGY DEPARTMENT  
9361 S. 300 E.  
SANDY, UT 84070  
HELP DESK: 801-826-5544

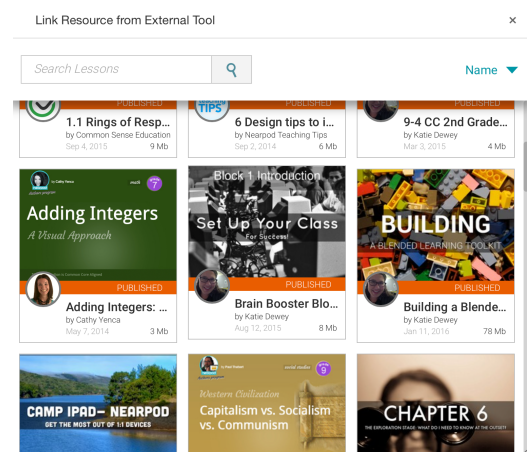


1. In your module, click the “+” to make a new page.

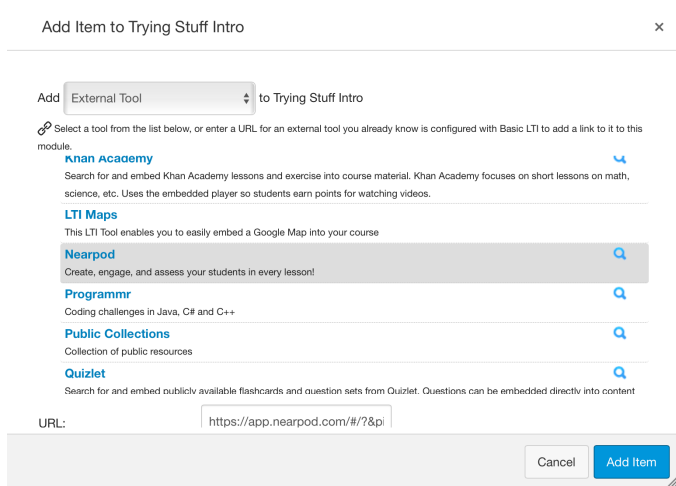
2. Choose “External Tool” from the dropdown menu.



3. Scroll down to find Nearpod in the list that opens. Click “Nearpod”.

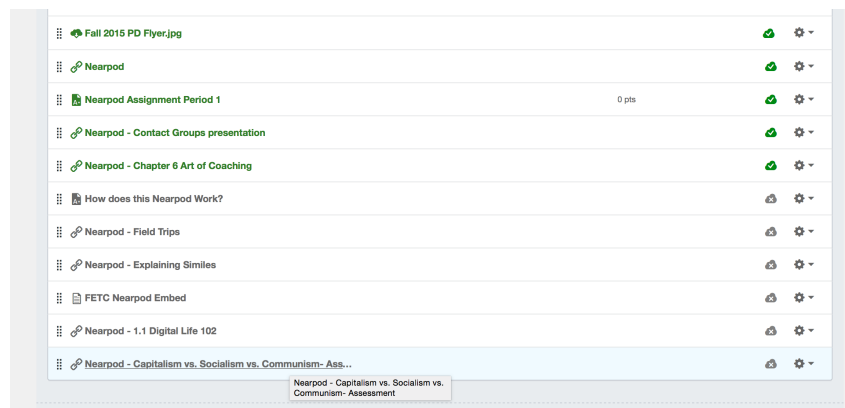


4. The first time you do this you will be prompted to sign in to your Nearpod Account. Sign in with your Canyons Email and the password set up. Contact your Ed Tech if you need assistance. Your Nearpod Library will open. Click the presentation you wish to use.



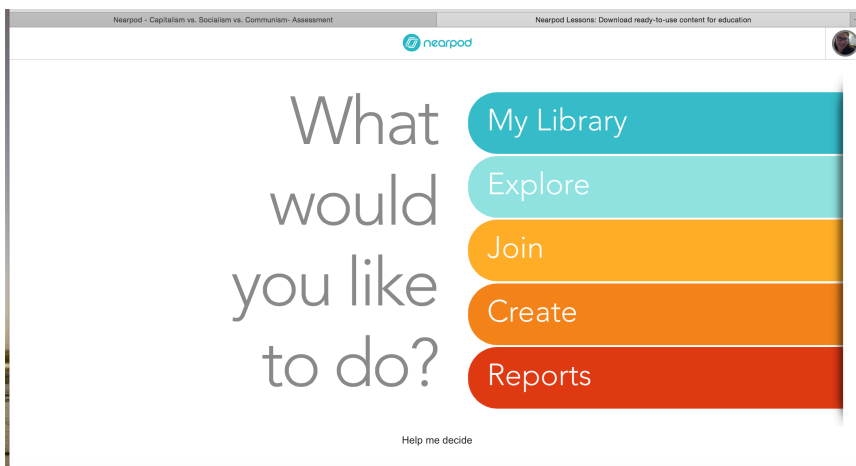
5. This screen will appear. Click “Add Item”. It will add the presentation as a page in your module.

6. See the presentation in your module like this one shown here. You’ll need to publish it for students to be able to see it, like any other.



7. When you click on the presentation page, it appears fully in the Canvas window shown here as a fully functional Nearpod Homework.

8. Students can click the three dots to see thumbnails of all slides. When they go to the second slide they will be asked to add their name.



9. In your Nearpod account, you can find the results of the activities students completed in the "Reports" Menu.

10. Click the name of the presentation and then click the session.

## REPORTS

Click on a specific session to view class data and individual student details.

School	Teacher	
<input type="text" value="Type a School name"/>	<input type="text" value="Type a User name or email"/>	<input type="button" value="Go"/>
<div> <div> <b>Capitalism vs. Socialism vs. Communism- Assessment</b>            Katie Dewey            Slides: 17         </div> </div>		
Session from 2016-01-13 1:11 pm		Students: 1

## REPORTS

Click on a specific session to view class data and individual student details.

School	Teacher	
<input type="text" value="Type a School name"/>	<input type="text" value="Type a User name or email"/>	<input type="button" value="Go"/>
<div> <div> <b>Capitalism vs. Socialism vs. Communism- Assessment</b>            Katie Dewey            Slides: 17         </div> </div>		
Period 1		Students: 1

11. You can change the name of the report by clicking the pen shown here.